


John Deere Fly by Dennis Stead

I receive this John Deere fly from did Dick Solomon. He said he has been using this fly for years. Notice that Dick widens the 90° jig hook's gap by bending his hook a little.



And you remember Dr. Doug's John Deere. He used a TMC403BLJ size 18, 1/180 oz.

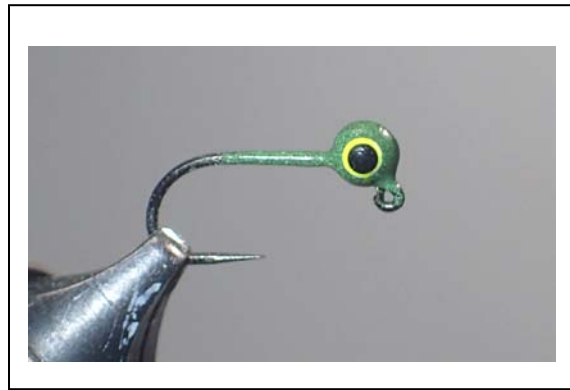


David Cook's John Deere fly starts off with a powder painted jig hook. Dave mixes his own color to get his green. The jig hook is a size 10, 90° down eye, with 1/80 oz lead. With a marabou tail and flash, chenille body, with gold wire for his ribbing.



I remember tying some John Deere years ago and used acrylic paints I bought at Wal-Mart. The paints I used then were Real Green and Dandelion Yellow.

Now that I am powder painting and thought I would paint some up. First problem I noticed was having the right colors. I tried Green Pumpkin, and then green watermelon. Someone said you can mix the powder paint and make your own colors so I did. Boy, what a waste of powder paint if your color does not come out right. Mine was not the John Deere color.



Not happy with the greens above, so off to the internet to buy John Deere powder paint. Naturally, I powder coated a few dozen in the color above, now rejects that I will give away. Yes, I know the John Deere does not have a black pupil but the bugs the trout are eating have eyes. So, my John Deere flies will have black pupils.

I found a site that will sell 8 oz of John Deere paint.

<https://www.thepowdercoatstore.com/collections/green-powder-coat/products/john-deere-green-powder-coating-paint?variant=13114784808983>

The Powder Coat Store will sell you a 1lb of John Deere Powder paint for \$14.95 with a flat rate of \$7.00 for shipping. A ½ lb package will cost you \$7.99 plus for shipping.

Shipment came in fast – Priority Mail. I like the TMC403BLJ jig hook with its 60° vertical eye, wide gap and barbless. Using a mold, I poured lead for a 1/100 oz head on sizes 10, 12, 14 and 16. On the size 18, I poured lead for a 1/180 oz head.



I started powder painting hooks and also my barbell eyes. Then compared them to the other ones I did before. I like the results.




I tied two John Deere flies on a size 14, TMC403BLJ 1/100 oz. Check them out.



I powder painted some Barbell eyes and asked Patti Hayes to tie a John Deere Woolly Bugger for me. She did a great job.

Patti's John Deere Woolly Bugger



Materials list

1. Hook: TMC5264 size8 D/E, 1XH, 4XL
2. Eye – Barbell painted in the John Deere colors, Large or medium
3. Tail: Rabbit Tiger barred black/chartreuse/fl yellow strips and Krystal flash peacock/pearl
4. Hackle: Grizzly olive
5. Body: Chenille medium insect green
6. Legs: Green rubber legs

We know that the John Deere Fly catches fish, and now with this Great looking John Deere Woolly Bugger – Fish watch out.