



Fly in my Email Dennis Stead



Breathing Crawdad by Steve Fritz (Part 1)



4/08/2019

Steve Fritz is a great fly tier and if you have a chance to sit down at his tying booth at one of the areas fly tying show – do it.

Tying Instructions for the Trout Crawdad (the crawdad for Bass will be much larger):



1/8" from eye, use two pair of needle nose pliers to bend hook back just a bit. Tie dumbbell eyes under inverted hook. The hook will now ride keel up. Note: Size of Dumbbells to match size of hook.

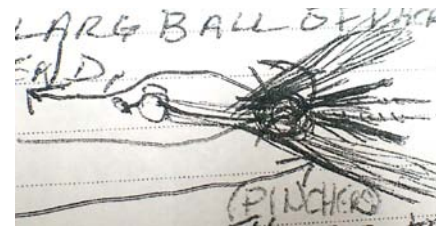


Tie on the dumbbells and wrap the thread to the bend of the hook. Add 2 small rubber legs. Add Krystal Flash as feelers. Make the flash 1/2 inches longer than rubber legs. Add a few strands of squirrel tail and make these shorter than feelers.



For the pinchers, add Squirrel tail fibers to the hook just behind the compacted ball of dubbing. Glue in with Zap-A-Gap. Now dub over the back of the pinchers where they are tied in. Dub hook to the eye. Bring your thread back to the pinchers. Add a prepared feather to palmer from pinchers to dumbbell eyes. The feather is used for legs and that is part marabou and part solid fibers. The marabou will move in still water like near the bank. It looks like the craw is breathing.

Note: If fishing in little or no current, you can use the secondary feather you find on turkeys or on pheasants between tail and body; they have both marabou and soft fibers. The soft fibers towards the tip; they look like this one and can be used for gills and legs. Tiny rod twitches and a small amount of current can make a crawdad look alive.



.Part 2 to follow.



Materials: (total materials for all crawdads that follows)

Hook: TMC5264 (4XL), TMC5263 (3XL), TMC3261 (2XL) (Steve prefers the 3XL)

Hook size: Trout 8 - 12 and Bass 6 – 3/0

Thread: 6/0 to match color tying

Weight: Dumbbells – small (11/64, 4.5mm, hook 8), x-small (5/32, 3.8mm, hook 10) and mini (1/8, 3.0mm, hook 12)

Legs: Marabou (the lower part of the feather)

Body: Hares mask dubbing to match color, and ultra suede (Per Steve, ultra suede is expensive and if anyone finds a good source at a reasonable price, let us know).

Feelers: small round rubber legs, squirrel tail, Krystal flash

Claws: Squirrel tail, or pine squirrel fur

If you do not want to receive this and would like to be removed from my email, just let me know. I will remove your email address.

Also check out our MTFA web site for other articles you may have missed. Click on the following to get there:

<http://www.mtfa-springfield.org/resources/library/pdf-downloads/>

Or see other Flies in my Email by clicking this link - <http://www.mtfa-springfield.org/fly-in-my-email/>