

Red Hot Chili Pepper

Materials:

Hook: Size #14 to #2 Streamer hook 3 or 4X long

Head: Gold or Copper Nymph-™ Head tungsten bead to fit hook size

Weight: Lead Wire

Thread: Fire Orange or Red

Tail: Burnt Orange Marabou

Tail Flash : Copper Flashabou

Hackle: Conranch Chili Pepper Saddle Hackle or Brown, Ginger, Furnace

Body: Copper Tinsel Chenille


Collar: Fire Orange thread or Red

Check out Dennis Stead's fly tying video: <https://youtu.be/cfl5EFiJCFU>


Debarb hook. Hook point goes thru small hole on bead, slide bead up hook, then hook in vise.




Wrap wire on shank to sit in bead to about 2/3 thirds of hook shank.



Note the tag end of wire is left to wrap thread on it to keep wire from rolling.



Wrap wire with thread back to barb, then back to wire. This is marabou tie in point.



Tie in the Marabou just behind wire to start smooth transition.



Fold two strands of flash onto thread, gives you four strands of flash.




The flash tied in, bring thread back forward to end of wire.



Tie in hackle by tip with dull side facing you. Allows hackle to make twist on first wrap and dull side will be to rear.

Tie in chenille behind lead wire.



Start behind the wire and tie to the rear stopping at the bend of the hook

Wrap chenille fwd to form body. Tie off chenille and cut off excess DO NOT CUT YOUR THREAD!!!!!!



Lift hackle to start wrap. Will reverse hackle so dull side against body. Hackle wrapped flat on body.



Finish off wraps with Fire Orange or Red Collar.

