

## Materials List for Crackleback

- Size 12 hook
- Thread: Black, Olive, Brown or your favorite
- Lead wire
- Peacock Herl
- Ginger Hackle for size 12
- Dubbing, yarn, mylar flash of your choice
- Check out Dennis Stead's video: <https://youtu.be/M2ykbRTjfVw>

Remove the barb from the hook



Wrap lead wire 8-10 times, leaving room to finish the head of the fly.



Wrap the thread to create a ramp in front and rear of the lead wire.

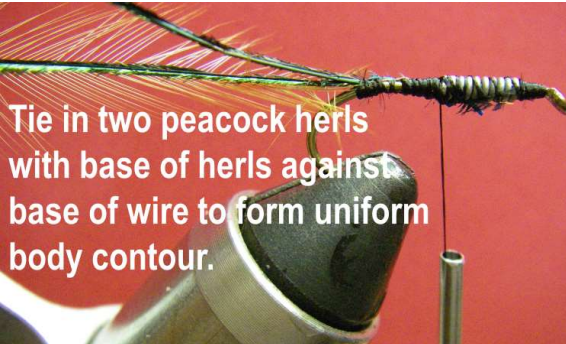


Flare the barbs of hackle appropriately sized to hook.




Tie in the hackle by the tip.


Hook gap = barb length



Tie in two peacock herls with base of herls against base of wire to form uniform body contour.



Fold peacock feather several times, secure base of fold with thread. Length of folds exceed length of hook.



Tie in yarn, dubbing or mylar.



Wrap body material forward, tie off, and clip.



Gather peacock herl, pull forward and secure behind eye.

Tie in at least one overhand knot.

Clip excess herl.



Palmer hackle forward 7-8 wraps.

Sweep barbs backward as you wrap to prevent barbs from becoming trapped.



Whip finish the head.