

Materials:

Hook: 3X long shank, 2X heavy wire, perfect bend, nymph/streamer

Hook: Size: 10

Bead: Brass or copper 3.2mm or 1/8 inch.

Thread: match the color of chenille


Body: Ultra Chenille, brown (often tied as red)

Check out Dennis Stead's fly tying


video: <https://youtu.be/QPi3tm3kpwE>

Fish this fly dead drifting under a strike indicator.

De-barb the hook and add the bead.




Add thread base from 1/3 of the shank to hook bend, use touching wraps.



Use a pinch wrap to tie on chenille at hook bend. Lift chenille, wrap forward to halfway to eye.




Tie chenille. Move bead firm against wrap.




Lift chenille up and move thread past the bead.



Bring chenille over the bead and tie it down.



Left chenille, bring thread to eye, whip finish.



Singe ends with flame.



Apply glue or head cement to thread base on underside of hook.

